



# RRQ NEWSLETTER



Volume 28, Issue 3

NQA Chapter # 339 NJ Chapter # 13

May/June 2014

## PRESIDENT'S MESSAGE



*I Figured Out  
What is Missing on  
the Internet!*

Springtime is here and the birds are signing. I hope that my friends the robins build a nest on my porch again this year and join me in some springtime outdoor sewing.

Third in my 'I promise to try something new' series – I recently tried Quilters Dream Orient batting. It is made from a combination of bamboo, silk, botanical tencel and cotton, doesn't shrink very

much and can be stitched up to 8" apart. It has a very soft feel and drapes beautifully. It makes the finished quilt almost buttery soft to the touch and I think it makes for a lighter feeling quilt than one made with an all-cotton batting. One of my quilts that will be displayed in this year's show is layered with this batting and another is in the works.

I hope that you are all just about ready for the show later this month. Now that the weather is finally getting nicer, I've been able to head off to the park at lunchtime and get some hand sewing done. My sleeves are almost done and the quilts have all been given names (that wasn't easy.....). Next I need to make and sew on my labels and my quilts are ready to show. See you there!

*Julie*

## Inside This Issue

**Page 2** Between the Stitches  
Current Calendar

**Page 3** Board Member List  
Small Groups List

**Page 4** Dolly Quilt Status  
Quilt Show Cafe

**Page 5** Current Programs and Classes

**Page 6** 2014 Pillowcase Report  
2014 Pillowcase Challenge  
Pillowcase Drop-Off Sites

**Page 7** Modern Quilts

**Page 8** 2014 Quilt Show Information

**Page 9** NQACJ Award of Merit

**Page 10** 2014 RRQ Quilt Show Preparing  
your Quilt Checklist



## BETWEEN THE STITCHES

FROM THE EDITOR

### ***Quilting Trends, Always Fresh***

I remember at one sewing Mary Gorczynski mentioned that her husband described quilting as cutting up fabric into pieces and then putting them back together again. We all laughed at that very apt description of our craft, but of course, we all realize it's the way we put the pieces back together that makes all the difference.

Of course, with our 2014 Quilt Show rapidly approaching, we will see the remarkable, imaginative and stunning results of putting pieces of fabric together.

It got me thinking about the different kinds of quilting, and how new trends keep reinventing our craft.

Look how far our craft has come. It has grown from basic hand stitching, using calico sacks for fabric, newspaper for batting and recycling whatever was available to make the best use of every material to make a quilt.

Phyllis Garnant wrote an article for this issue about Modern Quilts, a trend that has grown in the past few years with its own conventions, magazines and ideas about using space and shapes.

Machine quilting has evolved from simple straight stitching on an old-fashioned Singer into computerized art with decorative stitches, sophisticated appliqué, complex blocks, intricate embroidery and ornate embellishments. We make quilts, but now they can have fringe, beading, cording, folded flowers. We also make pillows, totes, toys, dolls, clothes, wall-hangings, pillowcases, ornaments, scarves... all limited only by the imagination.

Or is it. It seems that just when people think our craft has become old-fashioned or out-moded, it evolves yet again into something new and exciting. All from cutting up fabric and piecing it back together again.

*Ellen*

Contact Info: [emort25@aol.com](mailto:emort25@aol.com) and [rrqscoops@hotmail.com](mailto:rrqscoops@hotmail.com)

## **2014 CALENDAR**

Rebecca's Reel Quilters of Poricy Park welcomes new members and guests at its monthly meetings at Poricy Park, Oak Hill Road, Middletown, NJ. Please join us!

### **GUILD MEETINGS**

**Sunday, May 5, 2014 Nature Center, 2-4PM**  
**Show Prep!**

**Thursday, June 5 2014 Nature Center, 7-9PM**  
**Linda Poole Lecture**  
**No Meeting in July**

**Thursday, August 7, 2014 Nature Center, 7-9PM**  
**Block Party**

### **OPEN SEWS AND PROJECT PILLOWCASE**

**Join us for fun, learning, laughter and sewing!**  
**Everyone welcome!**

#### **Open Sew Saturdays**

Saturday, May 3, June 14 & 28, and July 12 & 26, 2014

**Open Sew Wednesdays** Annex 10AM to 2PM

**Project Pillowcase** Annex 9AM to 2PM

Saturday, May 3, June 28, July 19, 2014

***Come help us make pillowcases for pediatric cancer patients and make their day.***

### **UPCOMING WORKSHOPS**

**Bargello** Sat, June 4, 2014

**Barbara Anderson** Annex 9am—3pm  
Barbara Anderson will be teaching that wonderful wavy pattern, bargello!

**Stained Glass** Sat., Sept. 6, 2014

**Gale Small** Annex 10am-3pm

Gale will be teaching a beautiful stained glass flower pattern

**Information will be available at the meetings and elsewhere in this newsletter.**

**Please see Mary Ann Devine at a meeting or send her an e-mail to get info and to get prices, to register and get supply lists. [TADevine1@verizon.net](mailto:TADevine1@verizon.net)**

President	Julie Riveley	2013 - 14	(732) 221-6471	<a href="mailto:quiltingone@hotmail.com">quiltingone@hotmail.com</a>
Program Coordinators	Mary Gorczynski Carol Ann Kern	2013 - 14	(732) 583-3157	<a href="mailto:guppynj@aol.com">guppynj@aol.com</a> <a href="mailto:carolannkern@gmail.com">carolannkern@gmail.com</a>
Secretary	Shirlee Broadbent	2013 - 14	(732) 706 0278	<a href="mailto:s.broadbent@comcast.net">s.broadbent@comcast.net</a>
Treasurer	Carol Skudera	2013- 14	(732) 264-8810	<a href="mailto:cskudera@aol.com">cskudera@aol.com</a>
Publicity	Sue Stanton	2013-14	732-747-1372	<a href="mailto:susnyvon@comcast.net">susnyvon@comcast.net</a>
Small Groups	Phyllis Garnant	2013 - 14	(732) 671-8370	<a href="mailto:pgarnant@comcast.net">pgarnant@comcast.net</a>
Librarian	Susan Cota	2014 - 15	(732) 291-0623	<a href="mailto:cotasusan@yahoo.com">cotasusan@yahoo.com</a>
Newsletter Editor:	Ellen Mortimer	2013-14	(732) 996-7430	<a href="mailto:emort25@aol.com">emort25@aol.com</a> and <a href="mailto:rrqscoops@hotmail.com">rrqscoops@hotmail.com</a>
Quilt Show Chair- persons	Kate Fitzgerald	2013-14	(732) 842-6685	<a href="mailto:bsfitzgerald@comcast.net">bsfitzgerald@comcast.net</a>
	Anne Carreiro	2013-14	(732) 671-8046	<a href="mailto:anniec315@hotmail.com">anniec315@hotmail.com</a>
Membership	Jean Brunhuber	2014 -15	(732) 660-9433	<a href="mailto:jeanandkurt@optonline.net">jeanandkurt@optonline.net</a>
Registrar	Mary Ann Devine	2013 -14	(732) 530-2811	<a href="mailto:TADevine1@verizon.net">TADevine1@verizon.net</a>
Historian	Anna Brunner	2014 - 15	(908) 272-5513	<a href="mailto:annabrunner@verizon.net">annabrunner@verizon.net</a>
Hospitality	Cathy Grabau	2013- 14	(732)739-2933	<a href="mailto:snoopyslady003@yahoo.com">snoopyslady003@yahoo.com</a>
	Stephanie Keenan	2013- 14	(732)747-5124	<a href="mailto:sm_keenana@yahoo.com">sm keenan@yahoo.com</a>
Webmasters	Laura Fasciano Administrator	2013-14	(732) 847-3385	<a href="mailto:slammf5@aol.com">slammf5@aol.com</a>
	Anna Brunner- IT	2013-14	(908) 272-5513	<a href="mailto:annabrunner@verizon.net">annabrunner@verizon.net</a>

Small Group	Coordinator	Telephone	Email address	Availability
Beautiful Beginnings	Cathy Grabau	732-739-2933	Snoopyslady003@yahoo.com	Full
Beyond Traditional	Phyllis Garnant	732-671-8370	pgarnant@comcast.net	Open
Birthday Block	Jane Johnson	732-219-3842	Sewerjane7@aol.com	Contact
Secret Pal	Francine Yamello	732-870-8173	Pinqueen11@hotmail.com	Contact
Sensational Stars-Beginners	Phyllis Garnant	732-671-8370	pgarnant@comcast.net	Contact
Story Weavers	Mary Gorczynski	72-583-3157	guppynj@aol.com	Closed
The Original Appliqué Group	Janice Byrne	732-291-1219	Meets every other Friday at member's home 10-2	Contact



Phyllis Garnant  
 phyllis@njlongarm.com  
 732 671 8370

**Longarm Quilting Service**  
 a full service quilting studio

The Keyport Seniors. have asked me to let RRQ know that "Dolly Quilts" will be given out to Kindergarten graduations in May, not at Christmas.

Lorraine



- \* **Have something you'd like to share with your fellow RRQ members?**
- \* **Have you visited a great quilt shop?**
- \* **Have you found a terrific website?**
- \* **Do you have an idea for a class?**
- \* **Have a block or a pattern that you want to share?**
- \* **Found a new tool or notion you want to tell everyone about?**

**Send your articles, suggestions, thoughts, ideas to [rrqscoops@hotmail.com](mailto:rrqscoops@hotmail.com) and [emort25@aol.com](mailto:emort25@aol.com)**



**THE RRQ  
 QUILT  
 SHOW  
 CAFÉ**

**We need YOUR help.**

We still need a few more people to sign up to bring sandwiches and desserts for the Show.

We are asking for 12 sandwiches on nice breads or rolls. We supply lettuce, tomatoes, and condiments. The sandwiches are \$4.50, so please be generous with the filling.

I will call a few days before the Show to find out what you are bringing.

**Suggestions are:**

Chicken salad, tuna salad, egg salad, ham and Swiss, turkey, turkey and cheese. Please place each sandwich in a quart zip-bag.

Desserts need to be finger food like brownies, big cookies, bar cookies.

Please sign up for Friday or Saturday. Indicate what you would like to bring. All items need to be delivered by 11:00 am.

Thank you!

Maryann Gibson  
 732-842-5253

## Programs and Workshops



### Meeting Programs:

#### Sunday – May 4, 2014 – 2:00 PM

Donna Painter of Abby's Quilts will talk to us about her shop and what it offers.

#### Thursday – June 5, 2014 – 7:00 PM

Linda Poole, quilt instructor, lecturer and Fabric Designer will be our guest lecturer. The lecture is called Turkish Tiles, American Style.

#### Thursday—August 7, 2014—7:00PM

Block Party!

#### Sunday—September 7, 2014—2:00PM

Libby's Textiles of Guatemala

#### Sunday—October 19, 2014—2:00pm

Deb Karasik Lecture

#### Thursday—November 6, 2014—6:00pm

Harvest Supper



### Workshops:

#### Saturday, June 7, 2014 – Barbara Anderson—Bargello Quilt

Ever try that whimsical, waving bargello pattern? Now's your chance!



#### Saturday, September 7, 2014— Gale Small's Stained Glass Class

Come try your hand at making a stained glass flower.

#### Saturday, October 18 – Deb Karasik

Deb will be teaching a full day class teaching Turning over a New Leaf.



Please contact Mary Ann Devine at a meeting or send her an e-mail to get info and to get prices, to register and get supply lists.

[TADevine1@verizon.net](mailto:TADevine1@verizon.net)

## Project Pillowcase News - May 2014

In April RRQ's Project Pillowcase donated 6 kids pillowcases to The Sleepy Beds group that provides beds for poor kids in the Greater Kansas City area. The group recently purchased 140 beds and were asking for some bright and cheerful pillowcases to brighten up the kid's beds. Our pillowcases are stacked in the lower right hand corner.

Happy Spring,

Francine and May

*The Pillowcase Team*



### **PROJECT PILLOWCASE'S 2014 RESOLUTION CONTEST**

*Rules and regulations are really simple and easy to follow:*

- 1 - Make an all cotton pillowcase for a child ages 2 - 17 for each month of the year.*
- 2 - Put the washed pillowcase and a slip of paper with the month and your name on it into a quart size baggie.*
- 3 - Hand the pillowcase in at RRQ monthly meetings.*
- 4 - Enjoy the fact that you are fulfilling your*

*resolution and helping to bring smiles to the faces of sick kids.*

*5 - A prize will be awarded to the first RRQ Member to hand in all 12 pillowcases.*

*Bring your pillowcases to any meeting.*

*Links to pillowcase instructions can be found on the RRQ Project Pillowcase page in the Outreach section of RRQ's website.*



### Pillowcase Drop-Off Sites:

Donna Painter, owner of Abby's Quilting Corner in Middletown has agreed to be a new ConKerr Cancer Pillowcase Drop Off Site.

### New Drop Off Site for Pillowcases:

Abby's Quilting Corner  
1080 Highway 35  
Middletown, NJ 07748  
732-671-7800

### Additional Drop Off Sites:

Quilting Possibilities  
& Sewing Center  
918 Lacey Road  
Forked River, NJ 08731  
609-242-0033 | 732-269-8383  
[www.quiltingpossibilities.net](http://www.quiltingpossibilities.net)

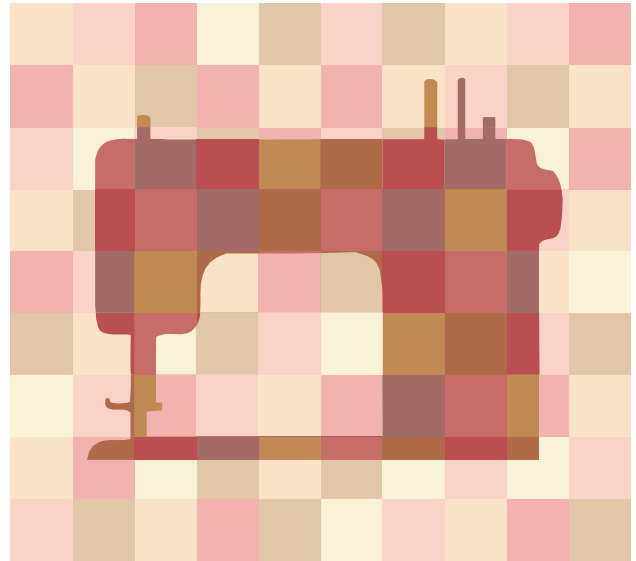
Fabric Inspirations  
285 Gordon's Corner Rd  
Manalapan, NJ 07726  
732-792-0083  
[www.fabric-inspirations.com](http://www.fabric-inspirations.com)

## Modern Quilt Guilds— What we found out.

The Modern Quilt Guild is an international organization with a national organization plus local groups. In New Jersey, local groups meet at various places. We visited two guilds to find out what they do. These guilds were the Central Jersey MQG and the Jersey Shore MQG. The Central Jersey Guild has over twice as many members as the Jersey Shore group. The Central Jersey group started in January of 2012. The Jersey Shore MQG started in the following year.

What happens at their meetings?

- Guests introduce themselves and members go around and say their names.
- There is a discussion about various challenges. Some challenges are hosted by fabric manufactures. Manufacturers provide some of the fabrics to use in the quilted piece. Many entries can be submitted by emailed photograph or mail.
- Both guilds were involved in charity work.
- Both guilds have what they call a “quilt bee” with a Queen Bee who is the group leader. Each member that wants to participate is assigned a month for which members will prepare a block of their choice. The person for say April will select a block pattern they want constructed by each member. The size of block, the colors desired, any pattern preferences are also given. The person might include two fabrics to be included in the block. The members making the blocks add other fabrics to make a modern looking block. The participants bring the blocks to next month’s meeting and give them to the person. The quilts made from these blocks are really fabulous and very modern! This is sort of like our Birthday Block Group.
- There is an educational component in each meeting where one person gives a hint on a construction, cutting, or other related technique.
- Both groups have websites and blogs associated with their group. Each month they post pictures of each member’s “show and tell” quilts or blocks. See [centraljerseymqg.blogspot.com](http://centraljerseymqg.blogspot.com) or [jerseyshoremqg.blogspot.com](http://jerseyshoremqg.blogspot.com). I’d recommend going thru each of the tabs at the top of each



site. There are great pictures, lists of events, resources, etc.

- Both groups have sewcials where members come and sew on individual projects. These are usually held on a Saturday.
- The age of participants is very wide spread and well as skill level in sewing. There are no sewing police saying construction or quilting has to be a certain way!
- Both groups have very enthusiastic members. Their meetings are arranged at tables or seating areas in a circle or oval shape that allows for more open communications at meetings.

Phyllis Garnant and Doris Gerber attended these meetings.



**RRQ is starting a new Modern Quilt Group starting in September 2014 on a Saturday or Sunday where participants work on modern blocks and quilts.**

Contact Phyllis Garnant at [pgarnant@comcast.net](mailto:pgarnant@comcast.net) or by telephone (732-671-8370) if you are interesting in participating. Recommendations for day and times are still being accepted.

## Shore Points



RRQ's quilt show will be held on Friday, May 16<sup>th</sup> and Saturday, May 17<sup>th</sup>, 2014.


Our Judge for the show will be NQA certified Sandra Dorrbecker from West Milford, NJ. Having your quilts judged is a positive experience with the judge recognizing good workmanship and design as well as areas needing improvement.

The Miniature category has been added this year at the suggestion of the judge from the previous show, Beyond Traditional, formerly known as Innovative, now has a broader, more inclusive description.

Please refer to the Categories for Judging in the previous Newsletters for detailed descriptions of all categories and awards.

What makes our show so special is the wide variety of styles and techniques displayed in our quilts. We are all looking forward to seeing the gorgeous quilts!

**Come see all the beautiful quilts and share them with your friends and family!**



Our 2014 show, **Shore Points**, is here!


- ◆ Beautiful **Pins** will be on sale.
- ◆ **Raffle Baskets** are ready for chances, enticing us with piles of goodies to win.
- ◆ **Fat Quarters** are gathered in colorful bunches.
- ◆ **Magazines** are ready to be recycled to eager quilters.
- ◆ **Small Quilt Raffle.** The gorgeous little quilts will be raffled off at several intervals during both days of the show.
- ◆ The **Café** is ready to entice us with mouth-watering goodies.
- ◆ And the **Quilts!** Four buildings of stunning art in fabric waiting for us to enjoy!

***Spread the word! Tell your friends and family to come to Poricy Park on May 16 and 17 to share in the joy of our craft.***



**New in 2014:**

## **NQACJ Award of Merit**



This year NQA (National Quilt Association) has announced a new program called the NQACJ Award of Merit. This means that NQA certified judges have the option of awarding a special ribbon to a deserving quilt which has achieved recognized standards of quilt making excellence.

Our judge, Sandra Dorrbecker, is participating in this program and may be awarding one of these ribbons to an RRQ quilt. This ribbon will be in addition to, and will not replace, any of the RRQ ribbons awarded during judging.

In addition to the rosette ribbon pictured here, the recipient of this award will be presented a letter of congratulations. She will also be invited to post a picture of her quilt on the NQA website and to enter it in the annual NQA Quilt Show in Columbus, Ohio.

This will be a very special award for one very deserving RRQ member.



# Rebecca's Reel Quilters Quilt Show

Friday, May 16 and Saturday, May 17, 2014

Checklist for preparing and registering your quilt for the Show

## Preparing your Quilt

1. Sew a 4" finished sleeve (cut a 9" strip, fold in half and seam) to the back top of the quilt.
2. Sew a label which includes the name of the quilt, the name of the quilt maker and the year the quilt was completed to the back of the quilt. If the quilt is to be judged, cover the label with a piece of fabric. Sew or use safety pins to secure the label cover to the quilt.
3. Take a picture of your quilt to include on your registration form. Alternately, make a sketch or describe your quilt visually so that your registration form can be easily matched to your quilt.
4. Check that your quilt is free of pins, thread, pet hair, and odor.
5. Label a pillowcase with your name and phone number. Put your quilt in this pillowcase when bringing it to the park for take in. A separate pillowcase is required for each quilt. If it is raining during take in, put the pillowcase into a plastic bag to keep it dry.

## Registering your Quilt

- ◆ Fill out a registration form for each quilt that will be entered.
- ◆ Measure the size of your quilt in inches (Width X Length)
- ◆ Consult the Categories for Judging to select a category for your quilt. This form is posted at [www.rebeccasreel.org](http://www.rebeccasreel.org) and can be found in the Newsletter.
- ◆ Attach a photo or include a detailed description.
- ◆ Send registration form and a check made out to RRQ to Anne Carreiro, 33 Rolling Knolls Dr., Middletown, NJ 07748. Due Date: April 17, 2014.
- ◆ Sign up to work at the show and check that your Park membership is current.

Bring your quilt in a labeled pillowcase to the Annex on Monday, May 12, between 6:00 pm and 8:00 pm or on Tuesday, May 13, between 11:00 am and 1:00 pm for take in.

Save your receipt in a safe place. You will need it to pick up your quilt after the show on Sunday, May 18, from 1:00 pm - 2:00 pm.

If you are unable to pick up your quilt at this time, give your receipt to a friend to pick up for you. Only volunteers working a shift at the close of the show can pick up their quilts from 5:00 pm – 6:00 pm on Saturday, May 17 after the committee has completed collecting and organizing the quilts.

**No quilts are allowed to leave the Park without first having been checked out in the Annex.**